

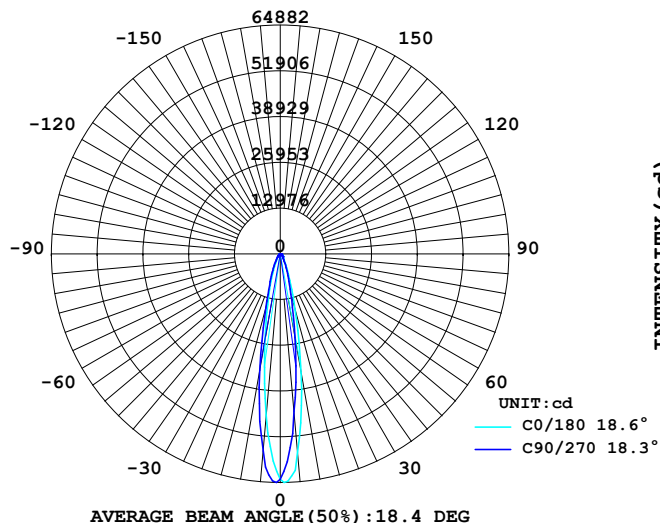
LUMINAIRE PHOTOMETRIC TEST REPORT

Report number:

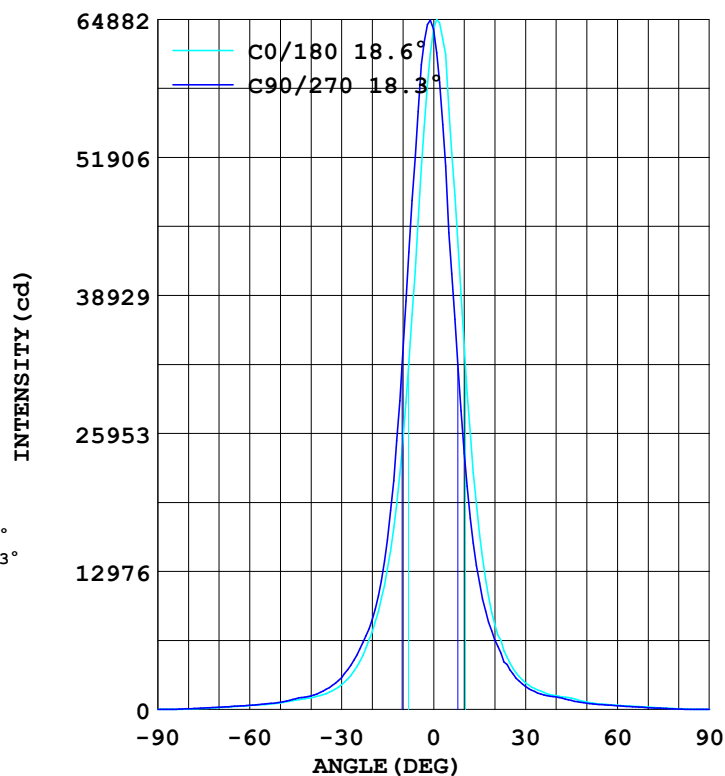
MANUFACTURER: ILUMEN GMBH	Address:	
NAME: Klose	TYPE: IL-FL19-N9040-15	WEIGHT:
SPECIFICATION: 2835LED、4000K、15DEG	DIMENSION:	SERIAL No.:

DATA OF LAMP		Imax(cd)	65499	S/MH (C0/180)	0.28
MODEL		EFFICIENCY (%)	100.0	S/MH (C90/270)	0.36
NOMINAL POWER(W)	90	TOTAL FLUX(lm)	13019	Voltage(V)	230.3
RATED VOLTAGE (V)	230	EFFICIENCY (lm/W)	144.7	Current(A)	0.396
NOMINAL FLUX(lm)	13019.0	η up (%)	0.0	Power(W)	89.98
LAMPS QUANTITY	1	η down (%)	100.0	Power Factor (PF)	0.987
TEST VOLTAGE (V)	230.4	Effective Flux(lm)	0.0	EEI	0.000

LUMINOUS INTENSITY DISTRIBUTION



LUMINOUS INTENSITY DISTRIBUTION



Test System:
 Temperature: 25.3DEG
 Operators:
 Test Date: 2024.11.19

Test Set: 5.0deg/s C-Gamma (TYPE C)
 Humidity: 65.0%
 Test Distance: 10.000 m
 Remarks:

Color Temperature Data List

Report number:

MANUFACTURER: ILUMEN GMBH	Address:	
NAME: Klose	TYPE: IL-FL19-N9040-15	WEIGHT:
SPECIFICATION: 2835LED、4000K、15DEG	DIMENSION:	SERIAL No.:

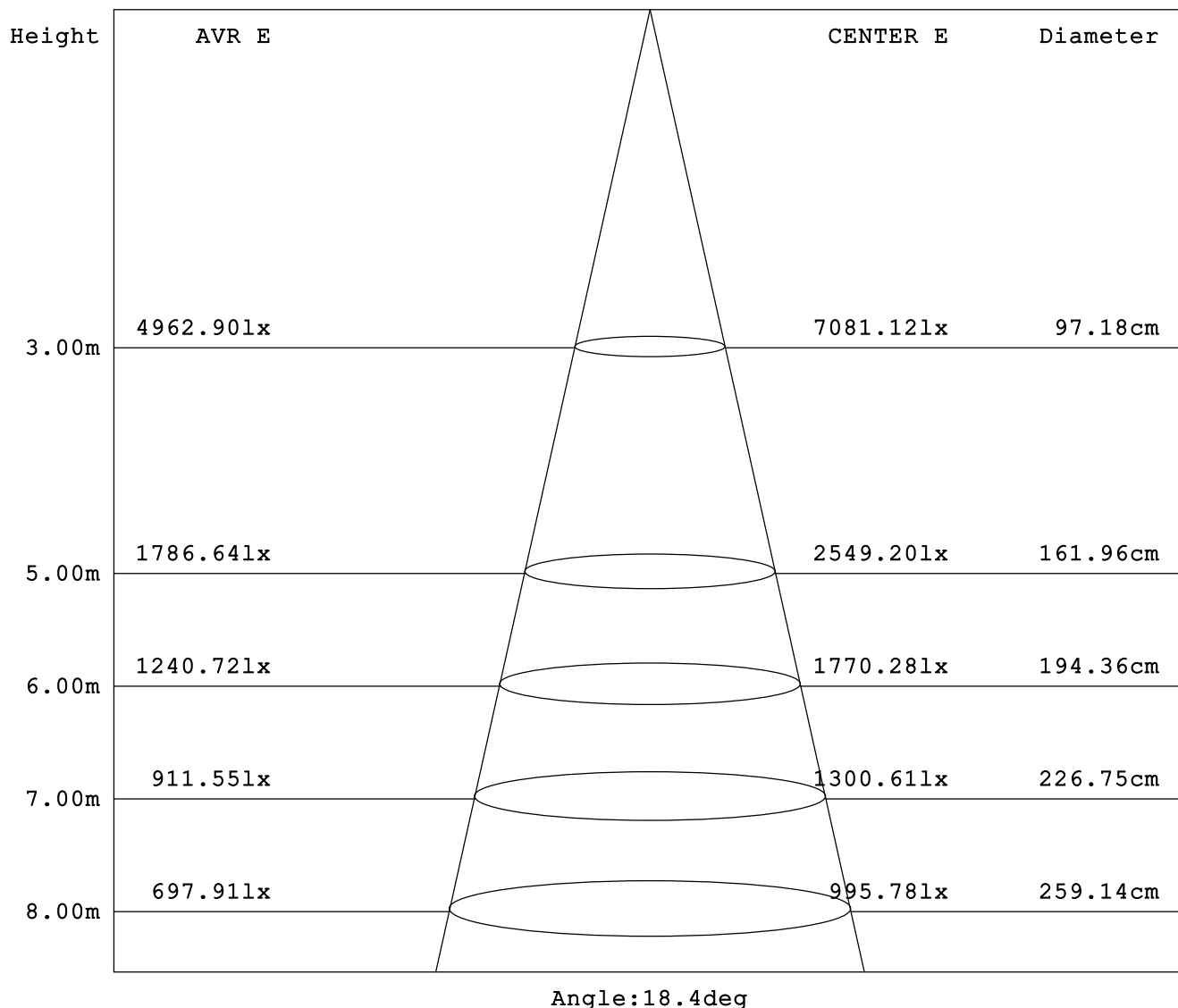
Test System:
Temperature: 25.3DEG
Operators:
Test Date: 2024.11.19

Test Set: 5.0deg/s C-Gamma (TYPE C)
Humidity: 65.0%
Test Distance: 10.000 m
Remarks:

AVERAGE AND CENTER E Figure

Report number:

MANUFACTURER: ILUMEN GMBH	Address:	
NAME: Klose	TYPE: IL-FL19-N9040-15	WEIGHT:
SPECIFICATION: 2835LED、4000K、15DEG	DIMENSION:	SERIAL No.:



Test System:
Temperature: 25.3DEG
Operators:
Test Date: 2024.11.19

Test Set: 5.0deg/s C-Gamma (TYPE C)
Humidity: 65.0%
Test Distance: 10.000 m
Remarks:

ZONAL FLUX DIAGRAM

Report number:

MANUFACTURER: ILUMEN GMBH	Address:	
NAME: Klose	TYPE: IL-FL19-N9040-15	WEIGHT:
SPECIFICATION: 2835LED、4000K、15DEG	DIMENSION:	SERIAL No.:

γ	C0	C45	C90	C135	C180	C225	C270	C315	γ	Zone	total
5.0	4597	4785	5619	5834	5643	5332	4480	4513	0- 5	1366	1366
10.0	2512	2638	3349	3558	3422	3054	2408	2417	5- 10	2764	4130
15.0	1326	1353	1592	1737	1643	1455	1189	1238	10- 15	2430	6560
20.0	732.9	734.7	849.0	886.6	804.6	730.0	659.0	690.6	15- 20	1708	8267
25.0	403.7	421.1	512.9	454.0	435.9	404.7	371.7	413.6	20- 25	1209	9476
30.0	232.6	250.5	300.7	287.6	251.8	240.4	217.6	255.8	25- 30	840.6	10317
35.0	149.5	161.0	191.1	183.7	174.2	162.7	145.5	162.1	30- 35	604.8	10922
40.0	110.4	111.8	128.5	128.4	129.7	121.9	117.5	115.7	35- 40	467.8	11390
45.0	88.00	87.68	101.7	105.6	108.0	104.3	85.43	89.13	40- 45	400.6	11790
50.0	63.11	64.71	68.88	75.90	70.38	72.59	59.44	64.40	45- 50	329.3	12120
55.0	47.84	49.27	51.71	53.99	50.79	53.46	45.70	48.38	50- 55	252.6	12372
60.0	37.21	38.18	39.47	43.07	39.61	40.52	35.41	36.97	55- 60	203.7	12576
65.0	27.38	28.12	30.30	32.80	30.77	30.73	26.39	26.13	60- 65	164.6	12741
70.0	18.30	19.02	21.67	23.05	22.36	22.67	17.96	17.23	65- 70	124.7	12866
75.0	10.50	11.03	13.54	14.60	13.66	13.22	10.74	9.647	70- 75	83.83	12949
80.0	3.947	4.655	7.167	7.645	7.280	6.498	4.008	3.811	75- 80	46.75	12996
85.0	1.048	0.997	2.044	2.620	1.955	1.955	1.226	0.760	80- 85	18.58	13015
90.0	0.352	0.190	0.366	0.501	0.254	0.373	0.355	0.197	85- 90	4.264	13019
95.0									90- 95		
100.0									95-100		
105.0									100-105		
110.0									105-110		
115.0									110-115		
120.0									115-120		
125.0									120-125		
130.0									125-130		
135.0									130-135		
140.0									135-140		
145.0									140-145		
150.0									145-150		
155.0									150-155		
160.0									155-160		
165.0									160-165		
170.0									165-170		
175.0									170-175		
180.0									175-180		
DEG	LUMINOUS INTENSITY:×10cd									UNIT:lm	

Test System:
Temperature:25.3DEG
Operators:
Test Date:2024.11.19

Test Set: 5.0deg/s C-Gamma (TYPE C)
Humidity:65.0%
Test Distance:10.000 m
Remarks:

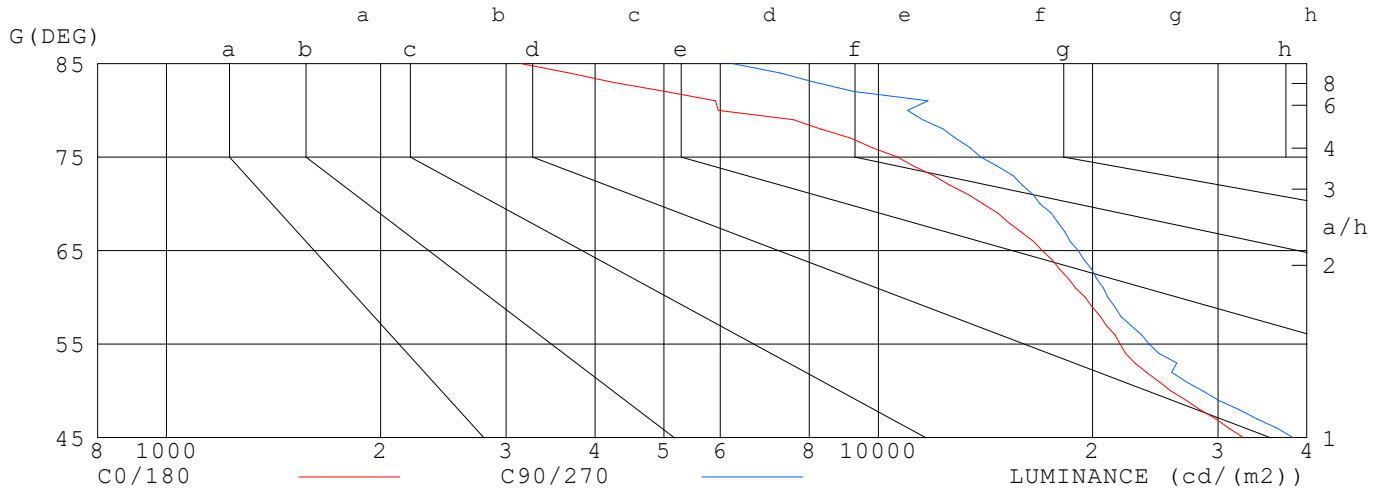
LUMINANCE LIMITATION CURVES

Report number:

MANUFACTURER: ILUMEN GMBH	Address:	
NAME: Klose	TYPE: IL-FL19-N9040-15	WEIGHT:
SPECIFICATION: 2835LED、4000K、15DEG	DIMENSION:	SERIAL No.:

LUMINANCE LIMITATION CURVES

GLARE	CLASS	ILLUMINANCE (lx)							
1.15	A	2000	1000	500	<=300				
1.50	B		2000	1000	500	<=300			
1.85	C			2000	1000	500	<=300		
2.20	D				2000	1000	500	<=300	
2.55	E					2000	1000	500	<=300



LUMINANCE cd/(m2)		
G (DEG)	C0/180	C90/270
85	3153	6247
80	5960	10993
75	10646	13937
70	14031	16882
65	16989	19097
60	19517	21024
55	21871	24012
50	25746	28543
45	32632	38328

Test System:
 Temperature: 25.3DEG
 Operators:
 Test Date: 2024.11.19

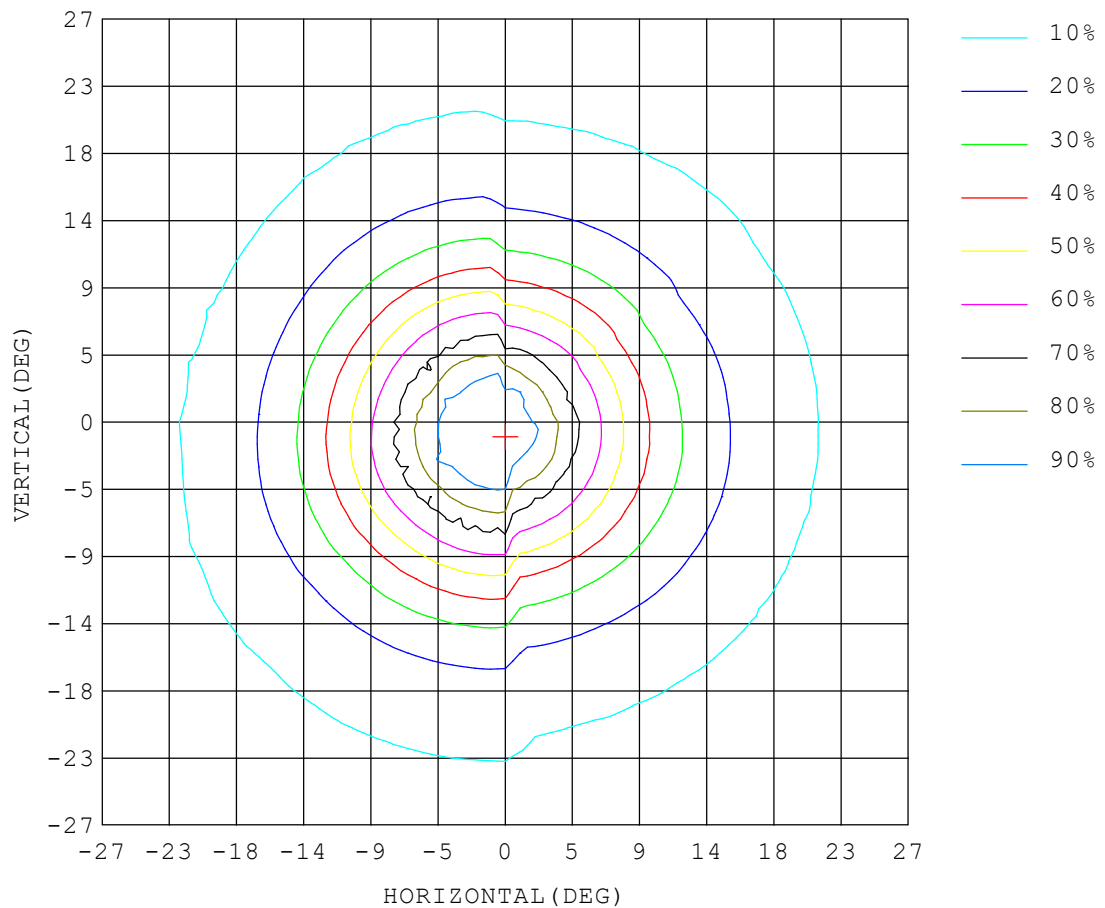
Test Set: 5.0deg/s C-Gamma (TYPE C)
 Humidity: 65.0%
 Test Distance: 10.000 m
 Remarks:

ISOCANDELA DIAGRAM

Report number:

MANUFACTURER: ILUMEN GMBH	Address:	
NAME: Klose	TYPE: IL-FL19-N9040-15	WEIGHT:
SPECIFICATION: 2835LED、4000K、15DEG	DIMENSION:	SERIAL No.:

UNIT: cd



Test System:
Temperature: 25.3DEG
Operators:
Test Date: 2024.11.19

Test Set: 5.0deg/s C-Gamma (TYPE C)
Humidity: 65.0%
Test Distance: 10.000 m
Remarks: